



AGArangeusa.com


# 36" ELISE DUAL FUEL RANGE

MODEL: **AEL361DF**



In the re-imagining of the classic Elise design, AGA took its cues from the modern farmhouse movement itself. Rustic yet refined, the Elise blends old and new in masterful ways, both fresh and timeless, with just a hint of the exquisite.

Complimented by stunning new cruciform knobs with knurling, shipped standard in Brushed Nickel, but also available as after-market options in four additional versatile hardware finishes (Polished Chrome, Polished Brass, Polished Copper, Brushed Brass and Black Anodized Aluminum), the re-imagined AGA Elise confidently steps into the spotlight along side its classic AGA siblings.



BRUSHED NICKEL  
(STANDARD)

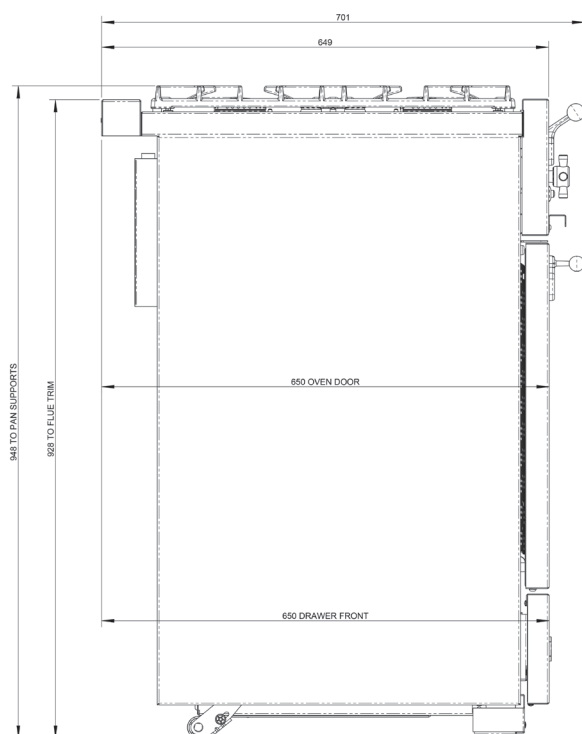
POLISHED CHROME

POLISHED BRASS

POLISHED COPPER

BRUSHED BRASS

BLACK ANODIZED  
ALUMINUM



## SPECIFICATIONS

- Product Dimensions: 35 1/2" W x 27 5/8" D x 36 9/16" H
- Shipping weight (lbs): 392lbs (includes range, crate & pallet)

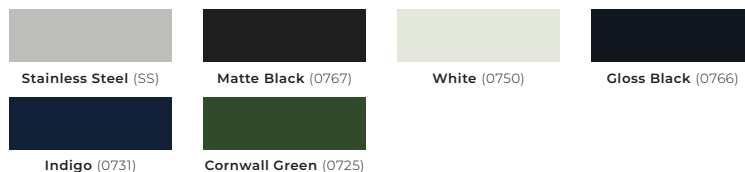
## WARRANTY

- 2 Year Warranty on parts and labor with exception of cosmetic damage

## FINISHES

**NOTE:** Colors not in stock could have a 4-12 week lead time (check for availability).  
Ranges manufactured using Soho colors are only available with stainless steel fascia.

### CLASSIC COLOR COLLECTION



### SOHO COLOR COLLECTION



### NEW! ANTIQUE BRASS HANDLE STANCHION & ANTIQUE BRASS KNOB OPTION

The AGA Elise can now be further customized with stately Antique Brass Handle Stanchions and Antique Brass Knobs that highlight the refined elegance of the range. *Note: Antique Brass Handle Stanchion and Knobs option must be specified at time of ordering.*



AGArangeusa.com

# 36" ELISE DUAL FUEL RANGE

## General Properties

Total Oven Capacity	4.5 cu. ft.
Usable Oven Space	28" W x 14" D x 14 ½" H
Cooking Mode	Multi-function Oven with 7 Cooking Modes
Cleaning Type	EasyClean™ Enamel
Controls	Knobs on fascia
Sealed Burners	Yes

## Cooktop Performance

Cooktop Dimensions	35 ½" W x 21 ⅜" D
Number of Brass Burners	5
Power of Left Front Burner	12,000 BTU High; 2,400 BTU Low
Power of Back Left Burner BTU	12,000 BTU High; 2,400 BTU Low
Power of Center Burner BTU	17,000 BTU High; 3,400 BTU Low
Power of Front Right Burner BTU	6,000 BTU High; 1,200 BTU Low
Power of Back Right Burner BTU	12,000 BTU High; 2,400 BTU Low

## Electrical Details

Circuit Breaker (A)	40A
Volts (V)	240V
Frequency (Hz)	60Hz
Plug Type	4-prong NEMA 14-50P
Power Cord Length	50"
Energy Source	Electric Oven and Gas Cooktop
Gas Type	Natural Gas with LP Conversion Kit included
Alternative Gas Type	Liquid Propane

## Dimensions & Weights

Appliance Dimensions	35 ½" W x 27 ⅝" D x 36 ⅞" H
Depth with Door Open	44 ⅝"
Weight	309 lbs
Shipping Weight	392 lbs
Package Dimensions	49 ¼" W x 31" D x 46 ½" H

## Accessories Included

2 x Telescopic rack with runners 1 pastry tray 4 grates with burner heads	Toe kick, Anti-tip device, Handrail 1 LP Conversion Kit
---	--

## OVEN FEATURES

- Multifunction oven with 7 settings including true European dual-convection cooking, fan-assisted baking, browning, thaw & serve, convection broiling, warming and conventional cooking
  - Large 4.5 cu. ft. oven
  - Two robust telescopic glide-out racks
  - Dual broiler system
  - Includes cookware accessories
  - One Pastry Tray

## COOKTOP FEATURES

- 5 sealed brass burners provide for easy clean-up and prevent messy spills from reaching the oven or internal components
  - Powerful 17,000 BTU center burner is ideal for rapid boiling, wok cooking and large pots
  - Three 12,000 BTU burners
  - One 6,000 BTU burner can be turned down to a low 1,200 BTU simmer
  - Each burner is equipped with thermocouple safety mechanism
- Continuous cast iron cooktop to smoothly slide cookware across burners without spillage
  - Locking mechanism secures grates in place during cooking
  - Grates are easy to remove for cleaning
  - Matte finish cast iron grates are easy to clean and won't discolor
- Stunning new cruciform knobs with knurling, available in a selection of versatile hardware finishes
- Convenient storage drawer stores cookware and even oven racks



AGArangeusa.com

# 36" ELISE DUAL FUEL RANGE

## Installation Clearance Dimensions

A - Gap between side of appliance and adjacent vertical surface ABOVE cooktop level	4 1/2"
B - Gap between side of appliance and adjacent vertical surface BELOW cooktop level	3/16" (U.S.) 1/2" (Canada)
C - Gap between cooktop level and any horizontal combustible surface	31 1/2"
D - Maximum depth of cabinets installed above the top surface cooking sections	13"
E - Minimum distance between horizontal surfaces less than dimension C	35 1/2" (U.S.) 36 3/8" (Canada)
F - Minimum distance between horizontal cabinets and worktop surfaces adjacent to range	18"

